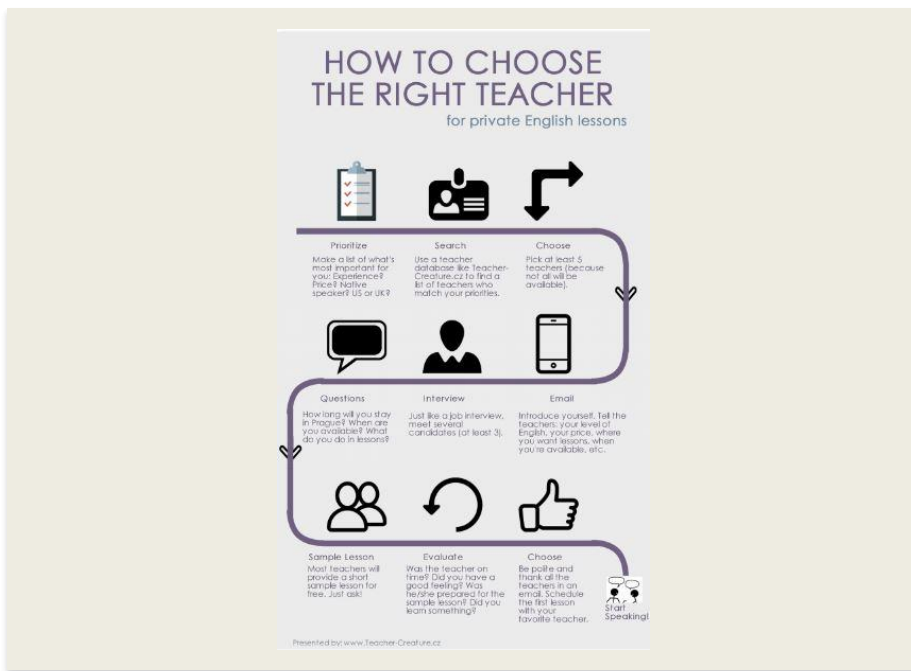


9 Steps For Finding The Right English Teacher



Choosing an English Teacher is a lot like hiring an employee.

There's a process, and you certainly wouldn't choose the first one you meet!

Follow this process to make sure you find the teacher who's right for you.

Just a little extra time spent today will save you lots of time later and speed up your progress greatly.

HOW TO CHOOSE THE RIGHT TEACHER

for private English lessons




Prioritize

Make a list of what's most important for you: Experience? Price? Native speaker? US or UK?



Search

Use a teacher database like Teacher-Creature.cz to find a list of teachers who match your priorities.



Choose

Pick at least 5 teachers (because not all will be available).



Questions

How long will you stay in Prague? When are you available? What do you do in lessons?




Interview

Just like a job interview, meet several candidates (at least 3).




Email

Introduce yourself. Tell the teachers: your level of English, your price, where you want lessons, when you're available, etc.



Sample Lesson

Most teachers will provide a short sample lesson for free. Just ask!



Evaluate

Was the teacher on time? Did you have a good feeling? Was he/she prepared for the sample lesson? Did you learn something?



Choose

Be polite and thank all the teachers in an email. Schedule the first lesson with your favorite teacher.



Start Speaking!